

Support materials for:

Skillstreaming in the Elementary School



**60 Daily Social Skills Lessons for the
Intermediate Classroom (Grades 3-6)**

Terms of Use:

The materials within this manual were created to assist staff in the **school-wide** implementation of social skills instruction. All posters, worksheets, journals, and logs referred to in the following lessons are available only through the purchase of the *Skillstreaming* curriculum outlined below and covered by United States copyright law. In order to use the materials in this manual, each school must provide evidence they have purchased a site copy of the *Skillstreaming* curriculum.



Skillstreaming in the Elementary School: Lesson Plans and Activities

Author: Dr. Ellen McGinnis, © 2005
Publisher: Research Press, www.researchpress.com
Item 4986 Papercover, 8 ½ × 11, 312 pages — Includes CD-Rom (WIN/MAC)
Price: \$64.95

Table of Contents

Classroom Survival Skills (1-13)	1
1) Listening	3
2) Asking for Help	5
3) Saying Thank You	7
4) Bringing Materials to Class	9
5) Following Instructions	11
6) Completing Assignments	13
7) Contributing to Discussions	15
8) Offering Help to an Adult	17
9) Asking a Question	19
10) Ignoring Distractions	21
11) Making Corrections	23
12) Deciding on Something to Do	25
13) Setting a Goal	27
Friendship Making Skills (14-25)	29
14) Introducing Yourself	31
15) Beginning a Conversation	33
16) Ending a Conversation	35
17) Joining In	37
18) Playing a Game	39
19) Asking a Favor	41
20) Offering Help to a Classmate	43
21) Giving a Compliment	45
22) Accepting a Compliment	47
23) Suggesting an Activity	49
24) Sharing	51
25) Apologizing	53
Skills for Dealing with Feelings (26-35)	55
26) Knowing Your Feelings	57
27) Expressing Your Feelings	59
28) Recognizing Another's Feelings	61
29) Showing Understanding of Another's Feelings	63
30) Expressing Concern for Another	65
31) Dealing with Your Anger	67
32) Dealing with Another's Anger	69
33) Expressing Affection	71
34) Dealing with Fear	73
35) Rewarding Yourself	75

Skill Alternatives to Aggression (36-44)	77
36) Using Self-Control	79
37) Asking Permission	81
38) Responding to Teasing	83
39) Avoiding Trouble	85
40) Staying Out of Fights	87
41) Problem-Solving	89
42) Accepting Consequences	91
43) Dealing with Accusation	93
44) Negotiating	95

Skills for Dealing with Stress (45-60)	97
45) Dealing with Boredom	99
46) Deciding What Caused a Problem	101
47) Making a Complaint	103
48) Answering a Complaint	105
49) Dealing with Losing	107
50) Being a Good Sport	109
51) Dealing with Being Left Out	111
52) Dealing with Embarrassment	113
53) Reacting to Failure	115
54) Accepting No	117
55) Saying No	119
56) Relaxing	121
57) Dealing with Group Pressure	123
58) Dealing with Wanting Something That Isn't Yours	125
59) Making a Decision	127
60) Being Honest	129

Appendix	
School-wide Behavior Teaching Schedule – Sample Elementary	131

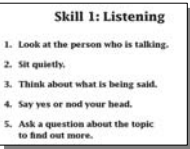



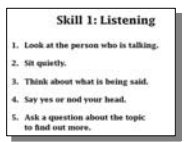
Skillstreaming in the Elementary School
Classroom Survival Skills
Lessons 1-13

- 1) Listening
- 2) Asking for Help
- 3) Saying Thank You
- 4) Bringing Materials to Class
- 5) Following Instructions
- 6) Completing Assignments
- 7) Contributing to Discussions
- 8) Offering Help to an Adult
- 9) Asking a Question
- 10) Ignoring Distractions
- 11) Making Corrections
- 12) Deciding on Something to Do
- 13) Setting a Goal

LISTENING

Objective:

Students will be able to listen to others and ask questions related to the topic.

Lesson 1	Teacher Preparation	Activity	Visual
<p>Monday: Introduce <i>Skill 1: Listening</i> poster</p>	<p>Display <i>Skill 1: Listening</i> poster</p>	<ol style="list-style-type: none"> 1. Discuss steps 1-5 (remind students the goal is to listen and stay on topic). 2. Write a topic on the board (family, sports, etc.). 3. Ask students, "If you were listening to someone talk about _____, what would you want to know?" 4. Repeat with different topics (redirect students to topic as needed). 	
<p>Tuesday: Review <i>Skill 1: Listening</i> poster with students</p>	<p>Copy a class set of the <i>Looking Guide</i> and <i>Listening Guide</i></p>	<ol style="list-style-type: none"> 1. Ask students, "What does the skill of listening look like and sound like?" 2. Distribute <i>Looking Guide</i> – ask students what <i>Shy</i>, <i>Angry</i>, and <i>Friendly</i> people <u>look</u> like (Facial expressions, Body postures, & Gestures) when they listen. 3. Distribute <i>Listening Guide</i> – ask students what <i>Shy</i>, <i>Angry</i>, and <i>Friendly</i> people <u>sound</u> like (Voice, Volume, & Tone) when they listen. 	
<p>Wednesday: Review <i>Skill 1: Listening</i> poster with students</p>	<p>Cut out <i>Listening Situation Cards</i></p>	<ol style="list-style-type: none"> 1. Ask for at least 6 volunteers to randomly select a <i>Situation Card</i>. 2. Have each student role-play the questions they may ask if they were listening to someone talking about the topic identified on the <i>Situation Card</i>. 	
<p>Thursday: Review <i>Skill 1: Listening</i> poster with students</p>	<p>Copy a class set of the <i>Listening Journal Page</i></p>	<ol style="list-style-type: none"> 1. Distribute a copy of the <i>Listening Journal</i> to each student. 2. Have the students complete the journal page describing a time they used their listening skills and how the other person reacted. 3. Ask for volunteers to share their journal. 	
<p>Friday: Review <i>Skill 1: Listening</i> poster with students</p>		<ol style="list-style-type: none"> 1. Re-define the skill of the week: <i>Listening</i>. 2. Ask for volunteers to role-play the skill. 3. Provide feedback (students & teacher). 	

LISTENING

Additional Activities

Activity # 1: Listening Self-Recording Form

Teacher Preparation: copy a class set of the *Listening Self-Recording Form*

1. Distribute a copy of the *Listening Self-Recording Form* to each student.
2. Direct students to keep the form on their desks.
3. Tell students the following:
"Throughout the day, practice listening. Every time you practice Steps 1-5, color a happy face on your Listening Self-Recording Form."
4. At the end of the day, ask for volunteers to share their *Listening Self-Recording Form* results with the class.

Activity # 2: Listening School-Home Note

Teacher Preparation: copy a class set of the *Listening School-Home Note*

1. Distribute a copy of the *Listening School-Home Note* to each student.
2. Tell students to share this letter with their family and return it to class once completed.