

Welcome to PBS Middle School




New Student Orientation

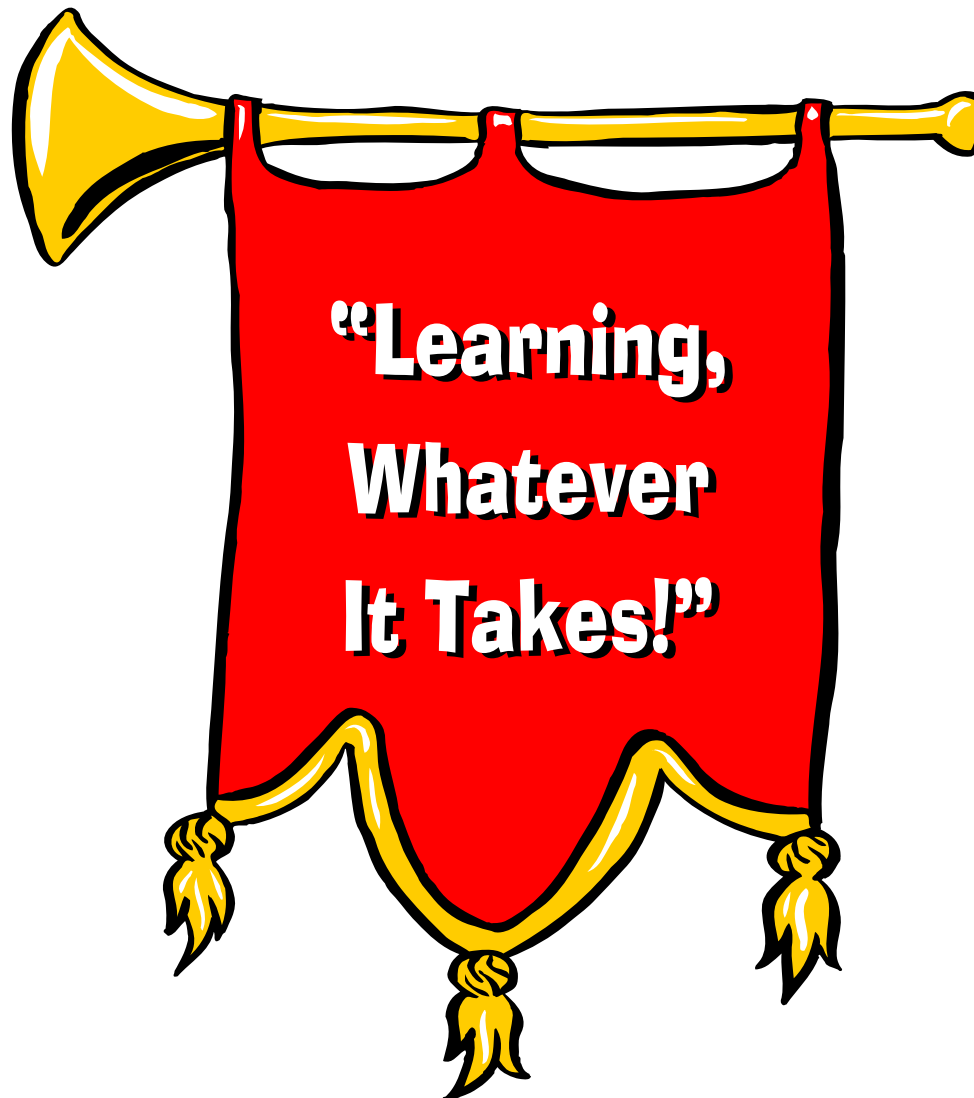
Presentation Purpose

To give you:

- an overview of our behavior expectations
- information so you can be successful



Our School Motto Is:




Respect is the key

❖ **Respect ALL staff on campus**

❖ **Staff include:**

- teachers
- classroom assistants
- office staff
- campus security
- cafeteria workers
- custodians
- guidance room staff
- administration



❖ **Listen to ALL instructions given by staff**

Arrival & Dismissal

❖ **Arrival: 7:50**

❖ **Tardy Bell: 7:54**

❖ **Dismissal: 2:20**



(Monday, Tuesday, Wednesday & Friday)

❖ **Dismissal: 1:15**

(Thursday)



**Adults will try to catch
students following the
school-wide expectations**




Student Incentives

- ❖ A staff member may give you a ***Dragon Scale*** for demonstrating good behavior
- ❖ ***Dragon Scales*** may be used as money in the PBS store



**We will practice
expected behaviors
during class**



Our Expectations



Be Safe
Be Responsible
Be Respectful

Look for the expectations posted all over the school


Hallway Expectations

Be Respectful	Be Responsible	Be Safe
Use quiet voices – so not to disrupt others	Stay in line facing forward unless directed by an adult	Walk at all times
STOP, LOOK & LISTEN when spoken to by adults	Be in your seat before the tardy bell rings	Keep hands, feet & objects to yourself
Put trash in garbage cans	Keep halls clean: this is a food & gum free zone	Move with the flow of traffic



Restroom Expectations

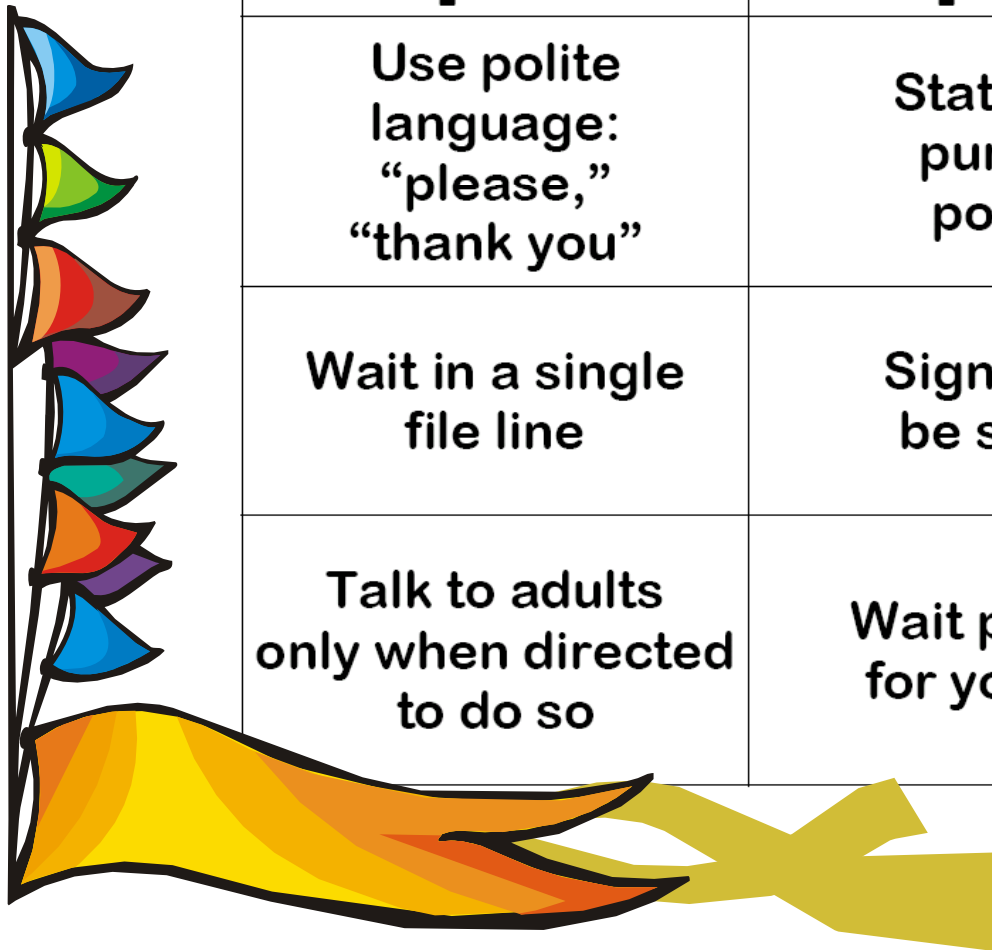
Be Respectful	Be Responsible	Be Safe
Give people privacy	Flush toilets	Walk to and from restroom
Use quiet voices	Wash your hands	Keep water off the floor
Wait your turn	Put trash in garbage cans	Report problems: sink / toilet



Office Expectations



Be Respectful	Be Responsible	Be Safe
Use polite language: “please,” “thank you”	State your purpose politely	Keep hands to self
Wait in a single file line	Sign in and be seated	Keep feet to self
Talk to adults only when directed to do so	Wait patiently for your turn	While seated: Keep 2 feet and 4 legs on the floor



OCS Expectations

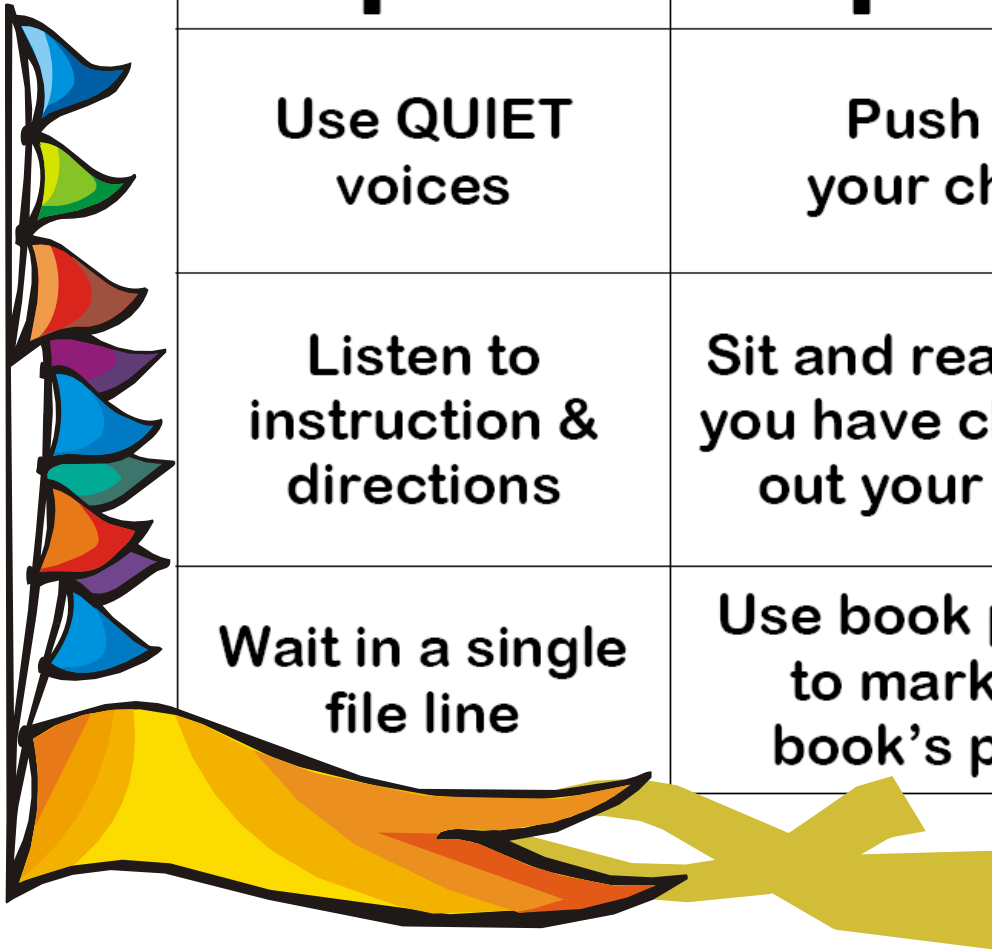
Be Respectful	Be Responsible	Be Safe
Use polite language: "please," "thank you"	Complete assigned work	Keep hands to self
Work independently	Sign in and be seated	Keep feet to self
Talking is limited: must be directed by an adult	This is a gum and food free zone	Stay seated



Library Expectations



Be Respectful	Be Responsible	Be Safe
Use QUIET voices	Push in your chair	Keep hands & feet to yourself
Listen to instruction & directions	Sit and read once you have checked out your book	While seated: Keep 2 feet and 4 legs on the floor
Wait in a single file line	Use book paddle to mark the book's place	Walk at all times



Playground Expectations

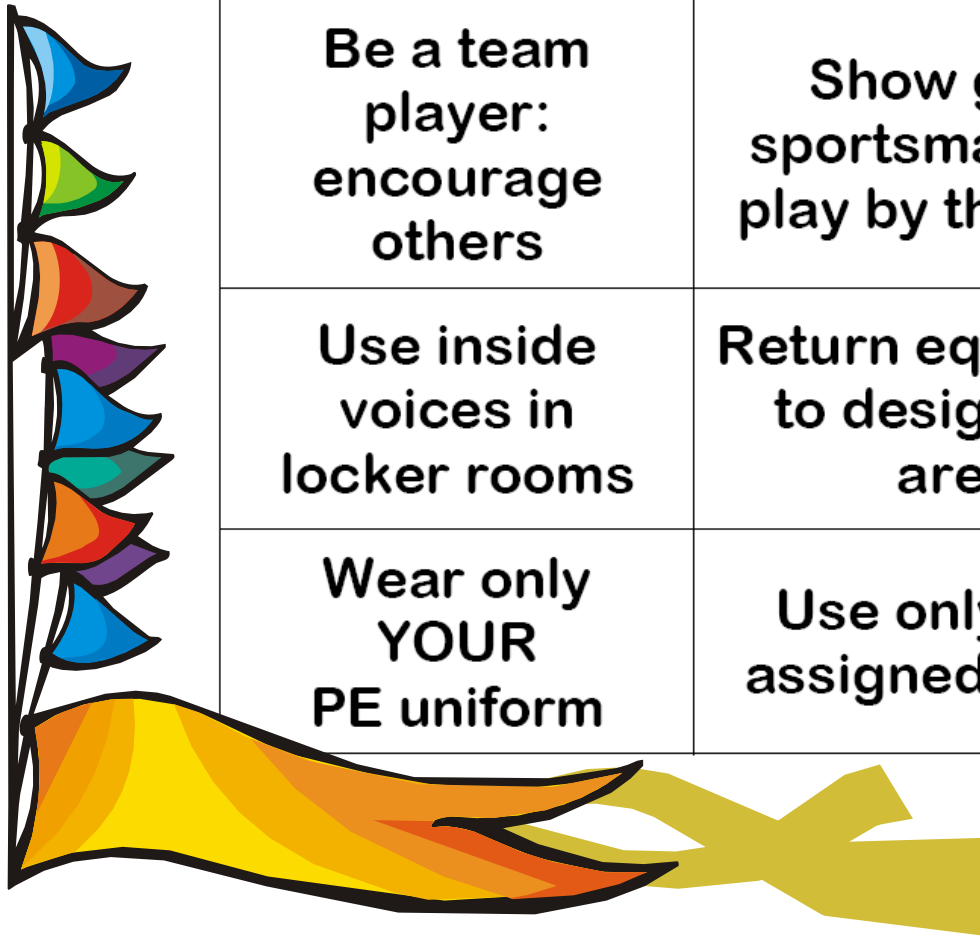
Be Respectful	Be Responsible	Be Safe
Wait your turn in line	Freeze at the bell	Walk to/from class and playground
Listen to all adults	Put away all equipment	Play fighting is not allowed
Play by the rules	Tell an adult if someone is hurt	Stay in designated play areas



PE Expectations




Be Respectful	Be Responsible	Be Safe
Be a team player: encourage others	Show good sportsmanship: play by the rules	Sit as directed on numbers
Use inside voices in locker rooms	Return equipment to designated area	Use equipment as directed by an adult
Wear only YOUR PE uniform	Use only your assigned locker	This is a gum and food free zone



Cafeteria Expectations


Be Respectful	Be Responsible	Be Safe
Only eat the food on your plate	Wait your turn in line	Leave space between you and others (in line)
Clean up your area: table and floor	All food & drink stay in eating areas	Walk at all times
Listen to all adults	Pick up trash around you – even if left by others	Keep all food off the floor



Consequences for Misbehaviors

The following negative consequences may be applied:

- Low Level Referral (LLR)
- Office Referral
- loss of privileges
- assigned to Guidance Room
- suspension



Horseplay is Not Allowed




- ❖ **This includes “play fighting” with friends**
- ❖ **Horseplay often leads to:**
 - ✓ fights
 - ✓ students getting hurt
 - ✓ general disruptions
- ❖ **If you horseplay you may be:**
 - ✓ assigned to the guidance room
 - ✓ suspended from school

“Zero Tolerance” Policy


If you participate in or threaten to fight you may be:

- ✓ **suspended from school**
- ✓ **ticketed by School Police**
- ✓ **tickets may result in:**
 - going to court (with parents)
 - paying a fine
 - completing community service hours
 - taking an anger management class



Weapons are Not Allowed

- ❖ **Weapon: any dangerous object**
 - knife, gun, screwdriver, etc.
- ❖ **If you are found with a weapon you may be:**
 - suspended from school
 - recommended for expulsion
- ❖ **Never carry a weapon for another student**



Dress Code

Expect **ALL staff members** to correct dress code violations



Dress Code

What **NOT** to wear:

- clothing with drug or gang references
- belt buckles with initials
- hats or hoods
- “Do Rags”
- bandanas
- headbands & sweatbands
- plain white t-shirts
- **tank tops:**
spaghetti straps or halter tops
- **sagging pants:**
pants must be worn over the buttocks



Dress Code

- ❖ **Shirts must cover the stomach – even when hands are raised above the head**
- ❖ **Shoes must cover toes and have a heel strap**



Dress Code Violation

Consequences

❖ Dress code violators may receive:

- ✓ Low Level Referral (LLR)
- ✓ after school detention
- ✓ parent contact
- ✓ guidance room
- ✓ suspension

❖ When in doubt, ask an adult



Who Do I Talk to When I Need Help?


- ❖ **Any adult on campus**
- ❖ **Assigned counselor or VP:**
 - ✓ **6th grade:** Ms. Tucker, Mrs. Gutierrez or Ms Long (VP)
 - ✓ **7TH grade:** Ms. Tucker or Mr. Mack (VP)
 - ✓ **8th grade:** Mrs. Gutierrez or Ms. Williams (VP)
 - ✓ **All grades:** Ms. Wirtanen




ABC Principal: Mr. Wild

When You need to Talk to an Adult:

- ❖ **FIRST:** talk to one of your teachers
- ❖ **SECOND:** talk to your counselor or administrator
 - Complete an incident report (see VP)
 - before/after school
 - during lunch
 - during class (with a pass)



Thanks for Your Attention



❖ Please let staff know
you are finished viewing this
slide show

❖ Sign the *New Student
Orientation* form

❖ Prepare for tour of our school